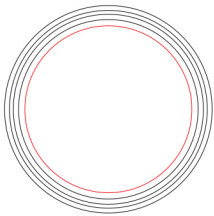


Identify stage base.

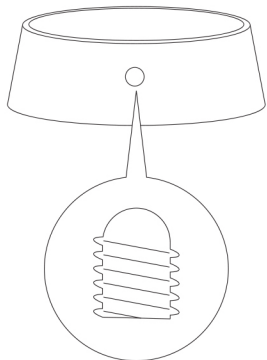
X-Pole have launched 3 generations of X-Stage sets over the past 10 years, and for you to indentify your version, please follow these simple instructions:

IS IT AN XST?

When you look down the base you should see a large diameter bearing.



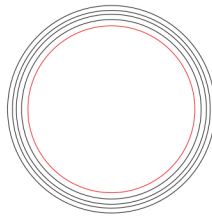
Bearing Carrier



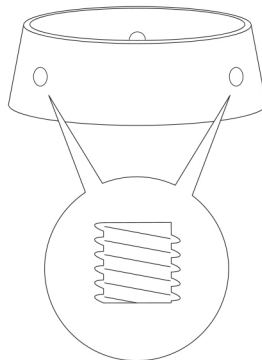
Dome Hex Screw x1

IS IT AN NST02?

When you look down the base you should see a large diameter bearing.



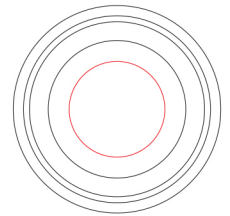
Bearing Carrier



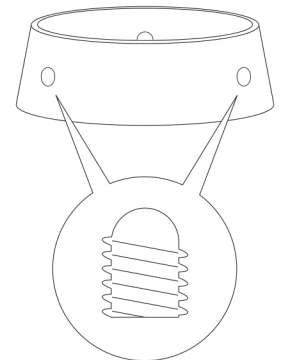
Flat Hex Screw x3

IS IT AN NST03?

When you look down the base you should see a small diameter bearing.



Bearing Carrier



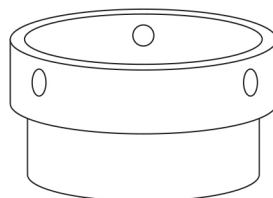
Dome Hex Screw x3

Adapters

If you wish to use the NST03 pole set with a XST or NST02 Stage.

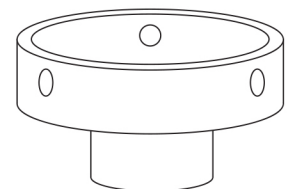
Please call your Local X-Pole office on +44 (0) 20 8449 4400

To upgrade NST02 pole set to NST03 pole set, you need a NST03 - AD02 adapter and x3 Dome Hex Screws for the bearing carrier



NST03 - AD02

To use an NST02 pole set with NST03 XStage, you need a NST02 - AD03 adapter and x3 Flat screws or the bearing carrier



NST02 - AD03